

Voices for National Service



Survey Results
MAY 2020

Methodology



1,000 interviews among
registered voters in
battleground states*



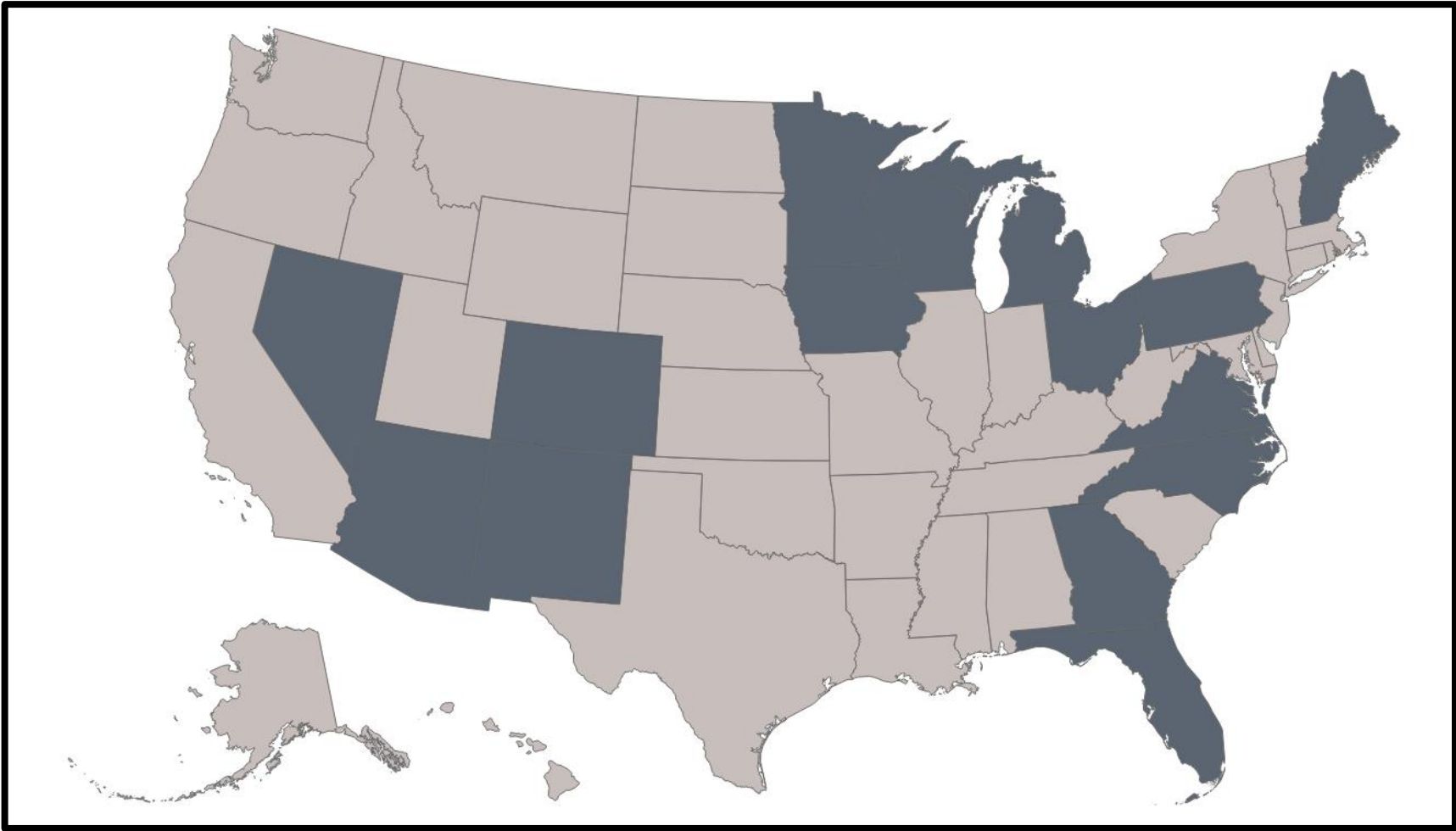
Interviews collected using
live interviews



May 20-26, 2020

*Battleground States : Arizona, Colorado, Florida, Georgia, Iowa, Nevada, New Hampshire, New Mexico, North Carolina, Maine, Michigan, Minnesota, Ohio, Pennsylvania, Virginia, Wisconsin

States Surveyed



Arizona, Colorado, Florida, Georgia, Iowa, Nevada, New Hampshire, New Mexico, North Carolina, Maine, Michigan, Minnesota, Ohio, Pennsylvania, Virginia, Wisconsin

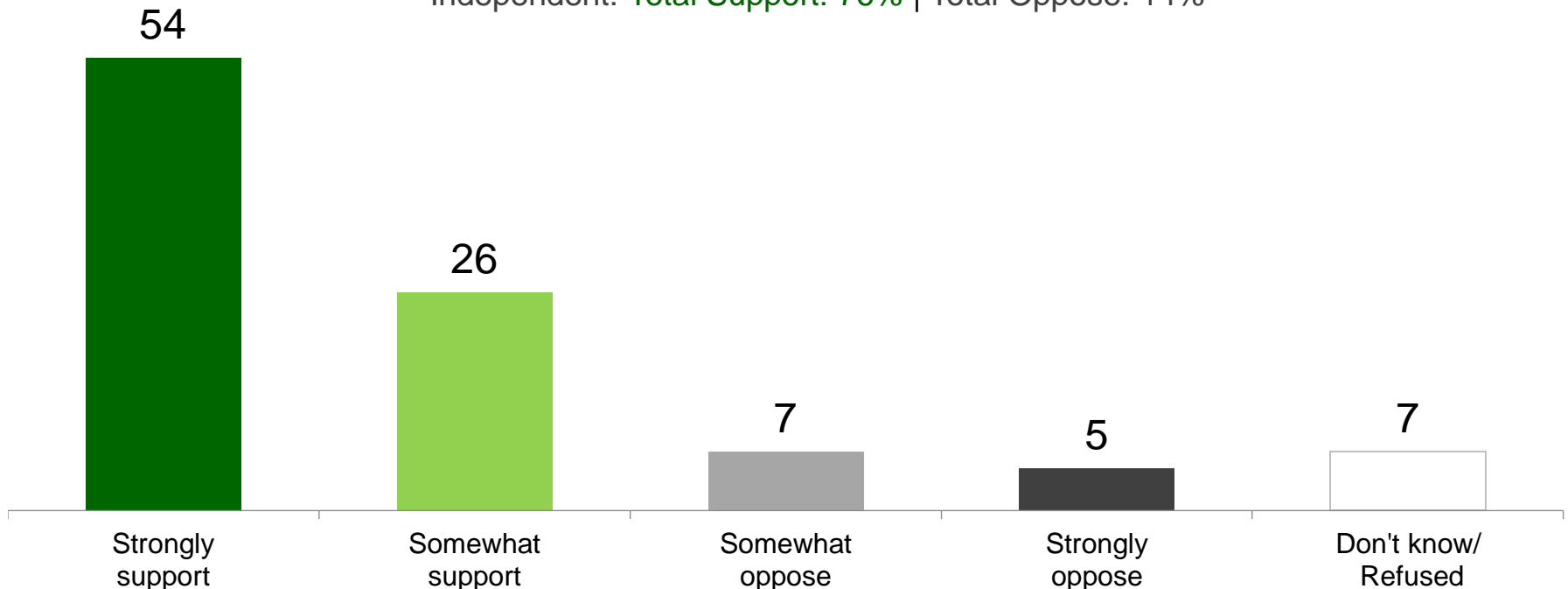
INCREASE FUNDING
OF NATIONAL
SERVICE PROGRAMS

Voters Recognize Value of National Service

National service programs are service opportunities supported by the federal government. The U.S. military is one type of national service program. Programs like AmeriCorps and Senior Companions are national service programs for civilians. Since the outbreak of the COVID-19 pandemic, AmeriCorps and Senior Corps members across the country have acted quickly and creatively to continue their critical work supporting communities in direct response to COVID-19. Together they have delivered millions of meals, conducted hundreds of thousands of wellness checks, set up temporary isolation sites, organized blood drives and are providing virtual teaching, tutoring and mentoring to students, among many other things.

Knowing this, would you support or oppose increasing funding for National Service programs so that they may continue--and potentially expand--efforts to fight against the effects of the Coronavirus?

Total Support: 80% | Total Oppose: 13%
Republican: Total Support: 70% | Total Oppose: 20%
Democrat: Total Support: 92% | Total Oppose: 5%
Independent: Total Support: 76% | Total Oppose: 14%



Key Voter Blocs Support Increased Funding

Key Voter Blocs are in support for increasing funding so that National Service Programs can continue or expand their effort to fight the coronavirus

AFRICAN
AMERICAN
MILLENNIALS



96%

COLLEGE
EDUCATED
WHITE WOMEN



88%

HISPANIC
VOTERS



88%

SUBURBAN
VOTERS



85%

URBAN
VOTERS



85%

VOTERS
UNDER 30



84%

MODERATE
REPUBLICAN
WOMEN



84%

MODERATES



83%

VOTERS
OVER 50



80%

WHITE NON-
COLLEGE
EDUCATED



75%

RURAL
VOTERS



72%

EVANGELICAL
CONSERVATIVES



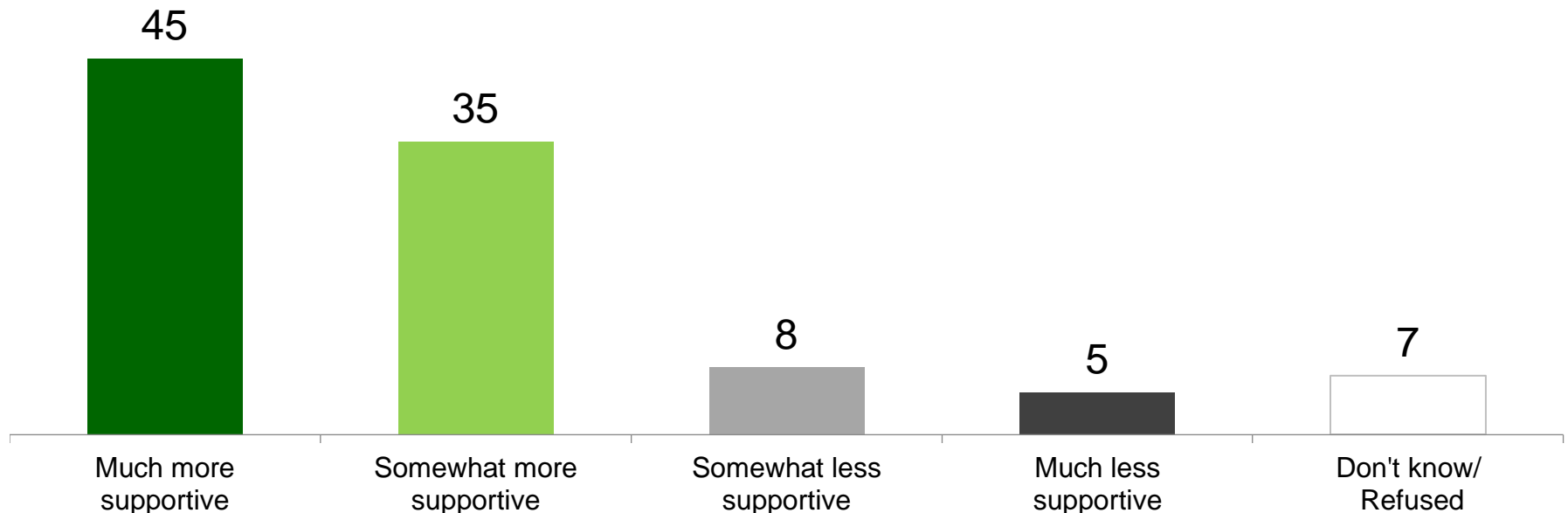
60%

Support Increased Funding to Help Graduates and Unemployed

The U.S. is facing its highest unemployment rate since the Great Depression and the effects of Covid-19 will be felt well into the future. By increasing funding for National Service programs like AmeriCorps, people who are graduating from high school and college and people who have lost their jobs will have hands on opportunities to learn new skills and develop leadership skills all while serving their country, instead of relying on public assistance or unemployment benefits. During their service they would earn a living stipend and when they have completed their service they would earn a scholarship to help pay back student loans or go on to college. Knowing this, would you be more or less supportive of increasing funding for National Service programs?

Minority voters are overwhelmingly supportive of increasing funding to help recent graduates and those unemployed – 86% are more supportive of increased funding.

Total More Supportive: 79% | Total Less Supportive: 13%

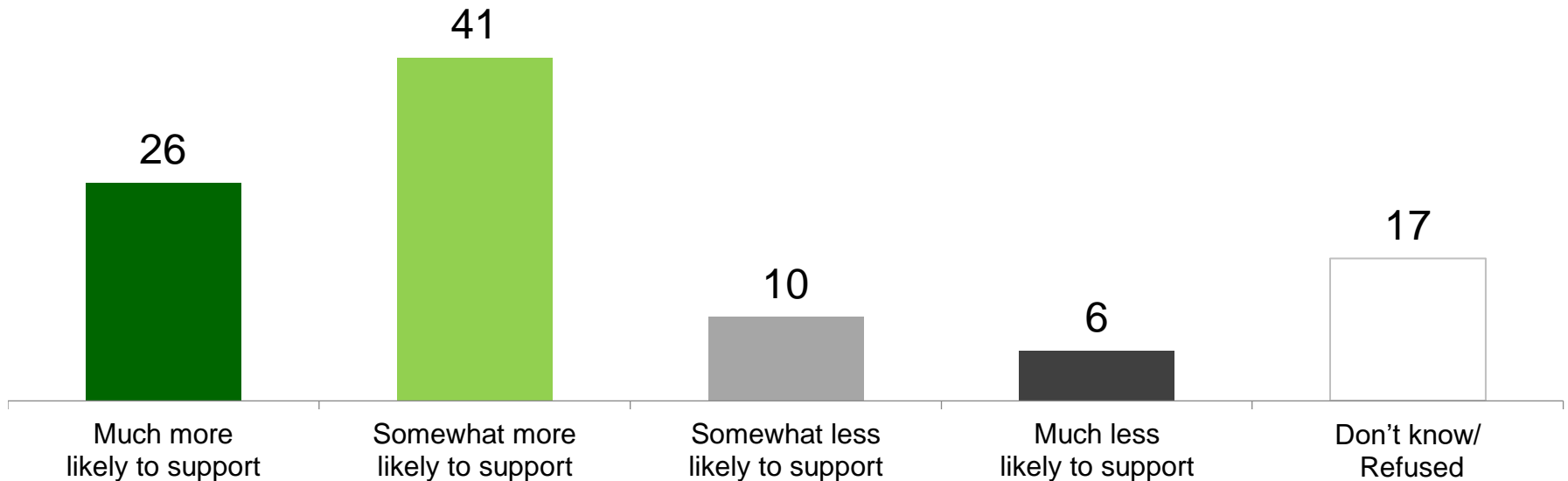


Voters Will Reward Leaders Who Support These Programs

If a candidate for congress came out with a plan to expand National Service programs so that every qualified individual who wanted to serve in a National Service position would be given the opportunity during this unprecedented crisis, would you be more or less likely to vote for that candidate?

There is strong support from minority voters (80%) younger voters ages 18-29 (78%)

Total More Likely to Support: 68% | Total Less Likely to Support: 16%
Republican: Total More Likely to Support: 51% | Total Less Likely to Support: 25%
Democrat: Total More Likely to Support: 86% | Total Less Likely to Support: 6%
Independent: Total More Likely to Support: 63% | Total Less Likely to Support: 20%



TargetPoint



**66 Canal Center Plaza, Suite 555
Alexandria, VA 22314
703-535-8505**



<https://twitter.com/tpctweet>